



# Mastermind

CRAFT, FORM, AND INTELLIGENT ENGINEERING

watson



# Let Mastermind Do the Work For You

Mastermind is a riveting collection of conference and meeting tables designed to unleash your space's full potential. From small, modern conference rooms to expansive, open spaces, Mastermind brings unity to your entire floorplan.



watson





## Exceptional Craftsmanship and Materiality

Bring natural warmth to a space with turned wood legs in beech or oak, or radiate classic sophistication with trivalent chrome. Additionally, powdercoated steel legs are available in Watson's standard powdercoat finishes.

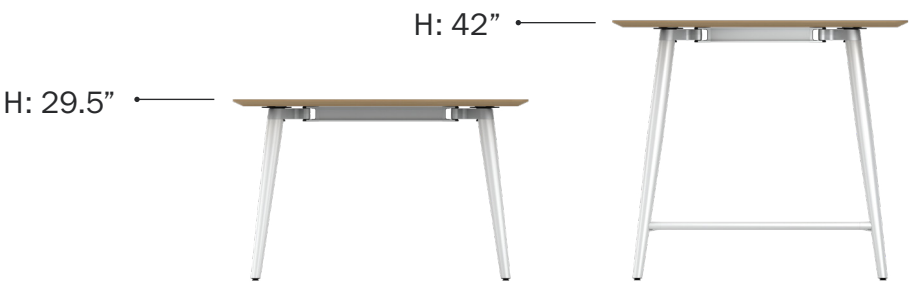






# Walk-Up Ready

An integrated foot bar on all **Mastermind High Tables** makes them perfect for under-utilized transition spaces and creative brainstorming areas.



**Public Touchdown or Private Oasis**

**Mastermind Tables** are a great alternative to traditional desks in private offices, bringing a lightweight air to more traditional, individual workspaces.





## Elegant Simplicity

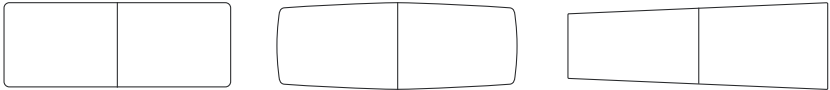
Enhance your meeting room with **Mastermind Conference**. Celebrating superior craftsmanship, each table blends classic design with modern utility, featuring integrated technology options, premium finishes, and uncompromising style in an array of sophisticated silhouettes.





# Power Ready

**Mastermind Conference** tables support Watson’s standard in-surface conference and meeting power options to keep meetings plugged in and tech-ready.



An optional cable tray is available on all Mastermind Conference tables for added wire management.





## Exceptional Flexibility and Originality

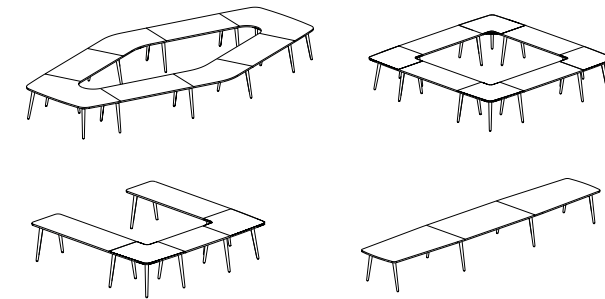
**Mastermind System** tables are tailored for boardrooms, executive meeting spaces, and training areas. The range of possible configurations makes planning around tricky room dimensions and difficult architecture a breeze.





# Every Seat is the Best Seat

V-shaped configurations are a smart way to improve virtual meeting equity by helping hybrid participants see and be seen by everyone in attendance.



## What's Your System?

Though Watson presents an array of pre-configured Mastermind System tables, you can design your own unique setup [through our CET extension](#).





## Draws a Crowd, Never Crowded


Today's shared areas operate as alternative workspaces, meeting areas, collaborative zones, and cafes. **Mastermind Flow** guides the angle of interaction while balancing personal space, allowing individuals and groups to gather at the same table without feeling crowded.





## Find Your Rhythm

Flow tables are a versatile enhancement to open areas, segmenting spaces, and delineating pathways. They provide an adaptable setting for spontaneous interactions, teamwork, or individual tasks.



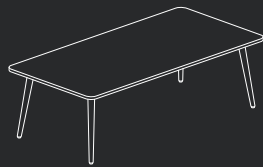
### What's Your Work-Flow?

Though Watson presents an array of pre-configured Mastermind Flow tables, you can design your own unique setup [through our CET extension.](#)



Mastermind Tables

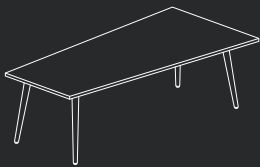
Rectangle  
**D:** 36, 42, 48, 54, 60  
**W:** 60, 72, 84, 96  
**H:** 29.5



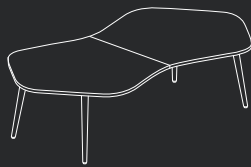
Boat  
**D:** 48  
**W:** 96  
**H:** 29.5



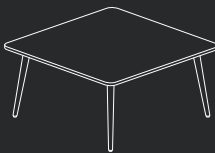
Taper  
**D:** 48 to 36  
60 to 48  
**W:** 96  
**H:** 29.5



Bow Tie  
**D:** 60  
**W:** 112  
**H:** 29.5



Square  
**W:** 36, 42, 48, 54, 60  
**H:** 29.5



Round  
**W:** 48, 54, 60  
**H:** 29.5

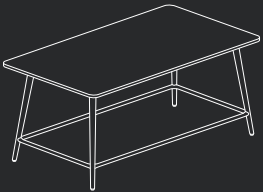


Arched Triangle  
**W:** 60  
**H:** 29.5

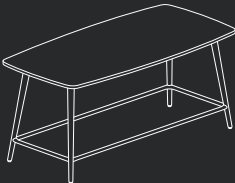


Mastermind High Tables

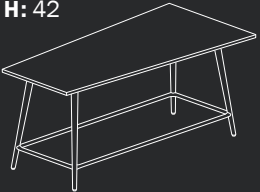
Rectangle  
**D:** 36, 42, 48, 54, 60  
**W:** 60, 72, 84, 96  
**H:** 42



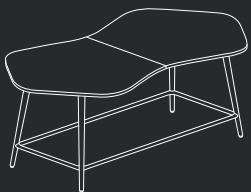
Boat  
**D:** 48  
**W:** 96  
**H:** 42



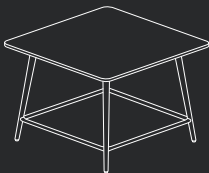
Taper  
**D:** 48 to 36  
60 to 48  
**W:** 96  
**H:** 42



Bow Tie  
**D:** 60  
**W:** 112  
**H:** 42



Square  
**W:** 42, 48, 54, 60  
**H:** 42

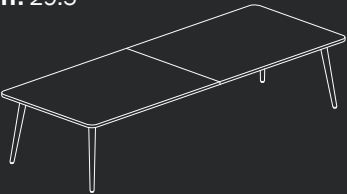


Round  
**W:** 54, 60  
**H:** 42

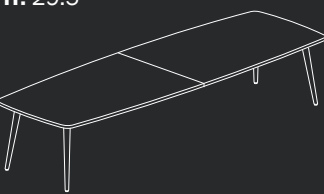


Mastermind Conference

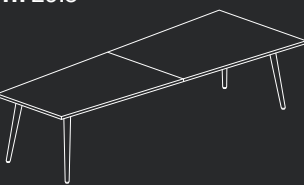
Conference Rectangle  
**D:** 36, 42, 48, 54, 60  
**W:** 108, 120, 132, 144  
**H:** 29.5



Conference Boat  
**D:** 48  
**W:** 108 - 192  
**H:** 29.5

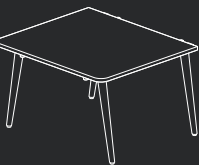


Conference Taper  
**D:** 60 to 48  
**W:** 108, 120, 132, 144  
**H:** 29.5




Mastermind System

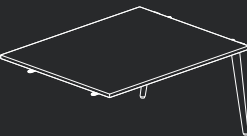
Rectangle Starter  
**D:** 30, 36, 42, 48, 54, 60  
**W:** 42 - 96  
**H:** 29.5



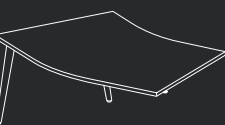
Boat Starter  
**D:** 48  
**W:** 48, 60, 72, 84, 96  
**H:** 29.5



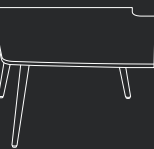
Rectangle Adder  
**D:** 30, 36, 42, 48, 54, 60  
**W:** 42 - 96  
**H:** 29.5



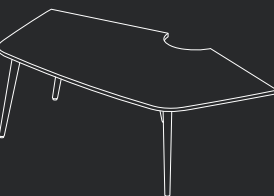
30 Degree Adder  
**D:** 30, 36, 42  
**H:** 29.5



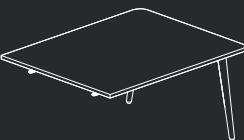
90 Degree Adder  
**D:** 30, 36, 42  
**H:** 29.5



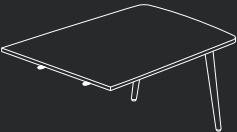
150 Degree Adder  
**D:** 30, 36, 42  
**H:** 29.5



Rectangle Ender  
**D:** 30, 36, 42, 48, 54, 60  
**W:** 42 - 96  
**H:** 29.5



Boat Ender  
**D:** 48  
**W:** 48, 60, 72, 84, 96  
**H:** 29.5

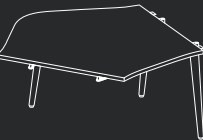


Mastermind Flow

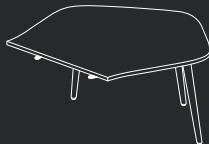
Flow Starter  
**D:** 60  
**W:** 60  
**H:** 29.5



Flow Adder  
**D:** 60  
**W:** 60  
**H:** 29.5



Flow Ender  
**D:** 60  
**W:** 60  
**H:** 29.5



Mastermind Accessories

Cable Tower  
**D:** 4, 5, 7  
**W:** 7, 12  
**H:** 29.5, 42



Neighborhood Light  
**D:** 16  
**H:** 28

