




# SEVEN

DESKS, WORKBENCH & TABLES

watson



# WORKBENCH

---

Designed for the next generation workplace, the Seven Workbench provides a user-adjustable worksurface with integrated power delivery and privacy.





**Product** Seven Workbench with Trolley, Zo and Aisle Storage **Finishes** Frosty White and Charcoal, Light PET fabric



### SIT. STAND. COLLABORATE.

Seven Workbench includes integrated cable management and user-accessible power and privacy options to support an active and beautiful office environment.





**Product** Seven Workbench with Tonic Credenza and Zo Bookcases **Finishes** Frosty White with Satin Gray, Geranium fabric

## INTEGRATED DESIGN

At the heart of each Workbench is the Raceway, an elevated cable channel delivering power, voice and data to each workstation. Cable management is easy with simple top-down, lay-in cable clips for up to 21 isolated cat-6 lines per side. A large capacity trough provides ample space for both power strips and adapters.



## POWER & DATA

Under the worksurface is a 100% PVC free, UL listed 4 circuit/ 8 wire electrical system with three data connections and either four or eight outlets per user.

## CABLE MANAGEMENT

The Workbench includes vertical cable managers designed to accommodate your height-adjustable desk's range of motion.

**Segment Widths**  
 Standard Power – 48", 54", 60", 66", 72"  
 Heavy Power – 60", 66", 72"

**Three Spine Styles**

**Multiple End Options**

**System heights**  
 of 46" or 52"



**Super Ellipse or Rectangle**  
 workspace

**Steel shroud**  
 available in all  
 Watson colors

**Raceway offers ample**  
 capacity for both power  
 strips and adapters

#### Standard Power

4 Power  
 3 Data  
 Per User

#### Heavy Power

8 Power  
 3 Data  
 Per User

## SIMPLE SPECIFICATION

For easy space planning using an intuitive add-on logic, standard power workbench segments are available in two depths and five widths (three widths for heavy power).




## HIGHLY ADAPTABLE DESIGN

Seven Workbench includes three functional spine screen styles, a variety of edge profiles and three unique end panel options. Additional Watson storage elements easily integrate to create configurations unique to your team's needs.



## PLANNING FLEXIBILITY

Seven Workbench is a space planner's dream, making smart use of the space you have. Dual and single sided segments are available in a variety of widths and may be specified along the same run to accommodate architectural constraints.



## SINGLE-SIDED WORKBENCH

For aisle or wall facing applications, the Workbench distributes power and manages cables within a compact footprint. An optional modesty panel finishes the Workbench on all sides.

## ELECTRIC SWITCH OPTIONS



**Embedded:**  
The flush-mount switch keeps the underside of your surface free from interference.



**Undermount:**  
The Undermount switch maximizes your surface workzone.



**Wellness Switch:**  
The Wellness Switch provides a digital readout of surface height, calories burned & programmable sit/stand adjustment cycles.



**Product** Seven Workbench with Super Ellipse surface and Side Tower **Finishes** White Cypress with Frosty White and Slate, Asteroid Fabric



Raceway Extended Connector Kits are available in 15" and 30" widths.



The Side Tower adds vertical storage to constrained spaces.

## EXTENDING THE WORKBENCH

Extension Kits make space for nesting storage and allow the Workbench to flow around architectural elements.



## BAHN SIDE TOWER

The large lockable roll-out shelf maximizes vertical space and is ideal for sit-to-stand work applications. Dock your Side Tower next to Seven Workbench to put work tools and personal items within arm's reach.





# DESKS & TABLES

---

Use Seven in your open plan, private offices, team workzones and conference spaces. Seven's consistent design extends the furniture value throughout your project space.





**Product** Seven Crank and Electric Adjustable Desks **Finishes** Frosty White and Natural Ash with Silver, Medium PET fabric



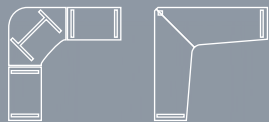
### RAISE YOUR EXPECTATIONS

Seven freestanding desks provide space planning flexibility and give your users the active benefit of a sit-to-stand surface.

## ADAPTABILITY

Seven was designed for simplicity. We have removed unnecessary parts and pieces, making it easy to plan with and even easier to specify.

Single surface corner reduces the leg count and maximizes knee clearance



Three switch options for electric desks: Flushmount, Undermount and Wellness

Super Ellipse worksurfaces soften the geometry of the workstation

Slim leg design with low profile foot

Welded steel base design contains no plastic pieces to break or fall off

Integrated Cable Management Brackets

### UTILITY BEAM

In addition to providing unparalleled stability, Seven's utility beam houses hanging CPU holders and integrated cable management brackets. The cable management brackets can be mounted on the inside or outside of the Utility Beam. Add a steel modesty panel for additional privacy and cable screening.

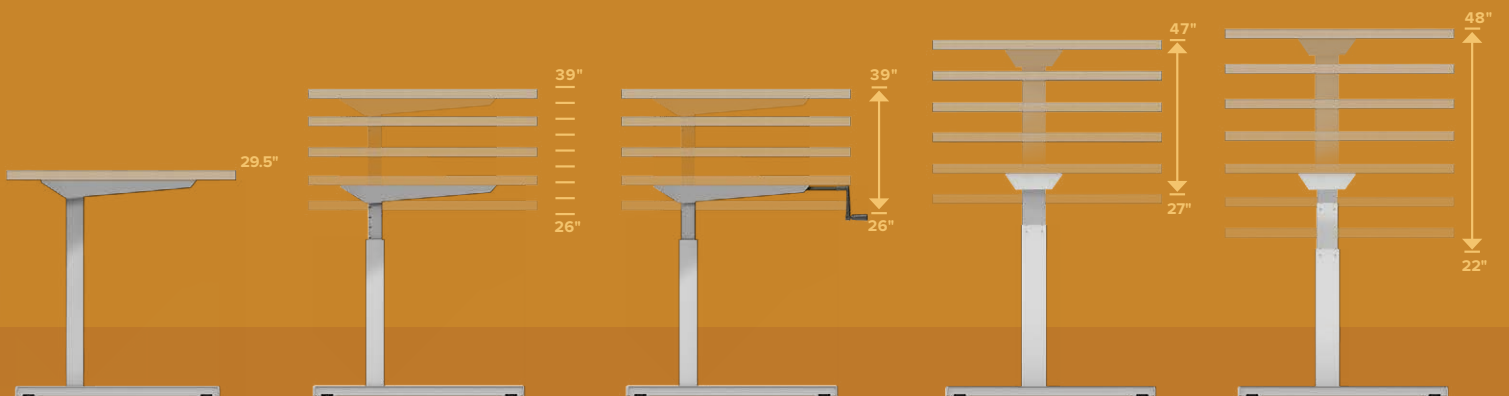




**Product** Seven Electric Desk with Pin Screen and Bahn Raceway **Finishes** Frosty White with Silver , Medium PET fabric

## BASE OFFERING

Seven offers an array of base options, with a consistent appearance across the range of fixed, notch, crank and electric.



### FIXED HEIGHT

Desks are set at 29.5".

### NOTCH ADJUSTABLE

Provides a 13" height range in 1" increments.

### CRANK ADJUSTABLE

Crank mechanism provides a 13" range of travel with 150 lbs of dynamic lifting capacity.

### STANDARD ELECTRIC

Electric motors provide a 20" range of travel with 250lbs of dynamic lifting capacity.

### EXTENDED RANGE ELECTRIC

Meets BIFMA sit-to-stand requirements. Electric mechanism supports 250lbs of dynamic lifting capacity.



**Product** Seven Crank Desk with Zo Pedestal and Tak Screen integrated with Knoll Fence **Finishes** River Cherry with Gray Mesh and Silver

## PRIVACY & MODESTY

Does your team prefer tackable privacy or space to brainstorm? Specify your choice from Watson's collection of Jot, Tak and Pin privacy screens - they are all compatible with your Seven desk.



## RESIDENTIAL INSPIRED TAILORING

Accent piping adds refinement to all Pin Screens. Piping is available in six colors options.



## BUILT-IN CABLE MANAGEMENT

Optional cable trays provide seamless cable management on the back side of the worksurface.



## UNIVERSAL HANDEDNESS


The optional Surface Interlock Assembly adds value by allowing you to flip the surface when reconfiguration requires.

Reversible desks are available in all base options



## SURFACE INTERLOCK ASSEMBLY

Reversible Seven desks utilize our patented Surface Interlock Assembly which provides a mechanical connection between the worksurface and the base. The comprehensive force of this interlock provides additional strength at the surface connection for lasting durability.



**Product** Seven Reversible Desk with Pin Screen and Trolley, Bahn Raceway with Spine Jot Board **Finishes** Blond Echo with Frosty White, Medium PET fabric



**Product** Seven Hexagon Table **Finishes** Studio Teak with Frosty White

# MEETING TABLES

Seven meeting tables are designed to support interaction between team members and technology. Engaging surface shapes with optional drop-in power modules create natural public and private gathering points throughout your office space.



**Rounds**



**Squares & Rectangles**



**Combination Tables**





### **MEDIA CAPABLE**

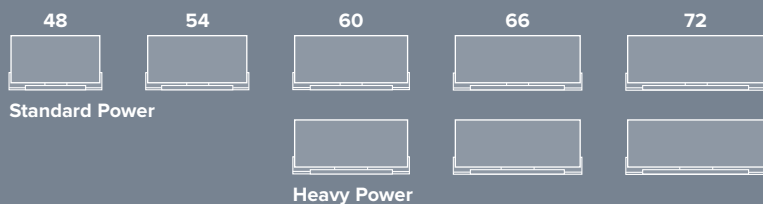
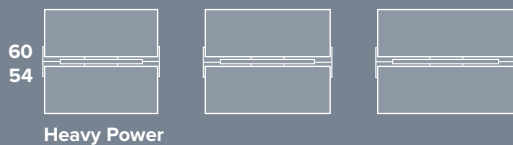
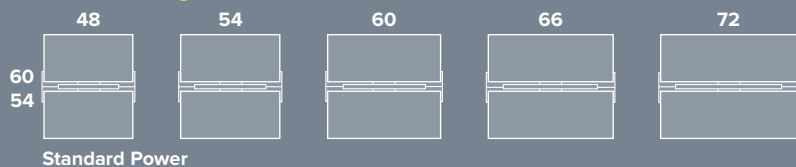
Give technology a seat at the table. Attach Media Fast to Seven tables and use its cable management clamp to cleanly route data and power beneath the worksurface. A 7" x 14" routing box backs up the display with plenty of space for cables and connectors, and an optional lock keeps it all secure.

**Product** Seven Rectangle Table with Tonic Media Fast **Finishes** Tuscan Walnut with Silver

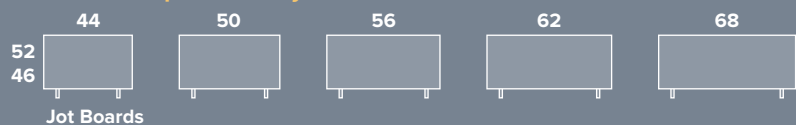
# SEVEN

## Statement of Line

### Workbench Segments



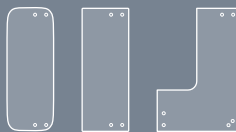
### Workbench Spine Privacy



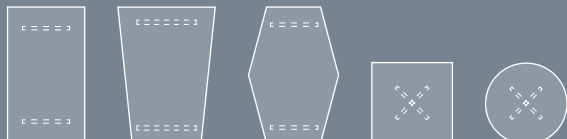
### Desks



### Desks – Reversible



### Meeting Tables



### Combination Tables

